



# Indoor Small Pitch Series LED Display

**Product Series: Indoor Small Pitch Series**

**Department: Technical Department**

**Version: A0**

**Update Date: 2023.3**

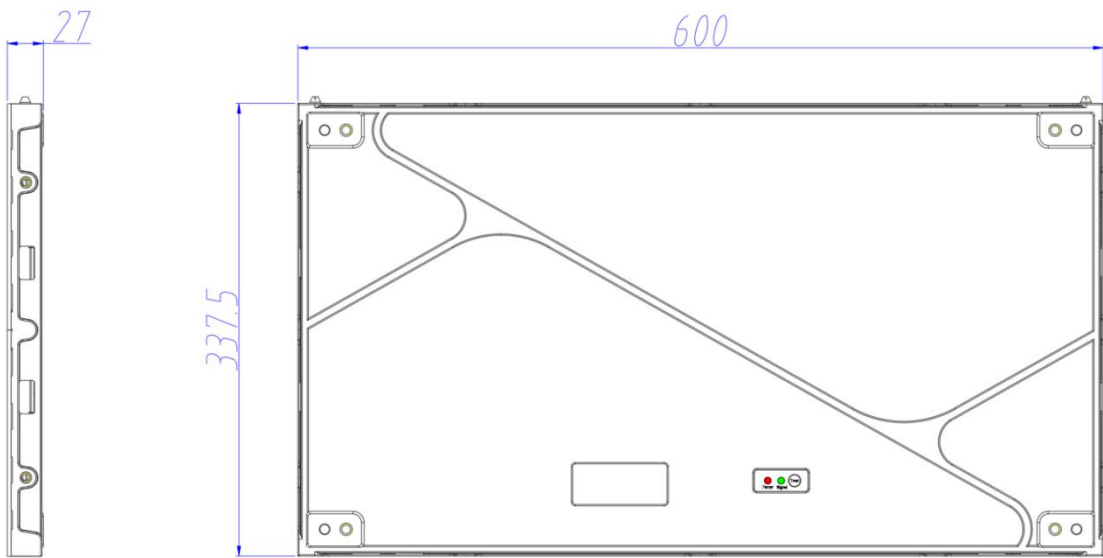

Zhongxian Beijing

# Catalog

I. Product Illustration.....	1
II. Product Features.....	2
III. Product Detailed Parameters.....	3
IV. Product Topology Diagram.....	5
V. Assembly Diagram.....	5
VI. Precautions.....	6

Zhongxian Beixin

# I. Product Illustration



## II. Product Features

(1) Ultra-thin panel design, the thickest part is only 27mm, the whole panel weight is less than 5KG.

(2) Three-in-one design of power supply, HUB card and receiving card, easy to maintain;

(3) The aspect ratio of the unit is 16:9, which can realize 720P, 1080P, 4K, 8K and above point-to-point splicing;

(4) Low brightness and high gray design: meet the grayscale display above 14bit under the brightness of 300nits;

(5) 5000:1 maximum contrast ratio and 16.7M high color reproduction display;

(6) The unit adopts cast aluminum technology, which is easy to dissipate heat, light in weight and high in precision;

(7) Pure front maintenance design of the product;

(8) Fanless and silent design.


### III. Product Detailed Parameters

	Model Number	AV1.2	AV1.5	AV1.8
Cabinet Parameters	Parameter Name	P1.2	P1.5	P1.8
	Pixel Pitch	1.25mm	1.5625mm	1.875mm
	Pixel Configuration	1R1G1B	1R1G1B	1R1G1B
	LED Type	SMD	SMD	SMD
	Cabinet Resolution	480*270Dots	384*216Dots	320*180Dots
	Pixel Density	129600pixels/tile	82944pixels/tile	51200pixels/tile
	Cabinet Weight	4.5kg/panel	4.5kg/panel	4.5kg/panel
	Cabinet Size(W*H*D)	600mm×337.5mm×27mm	600mm×337.5mm×27mm	600mm×337.5mm×27mm
	Cabinet Diagonal	27"	27"	27"
	Cabinet Ratio	16:09	16:09	16:09
	Drive Mode	Constant Current Drive	Constant Current Drive	Constant Current Drive
	Scanning Mode	1/60s	1/54s	1/45s
	Cabinet Materials	Die-cast Aluminum	Die-casting Aluminum	Die-casting Aluminum
	IP Rating	IP50	IP50	IP50
	Maintenance Type	Front Maintenance	Front Maintenance	Front Maintenance
Optical and Electrical Parameters	Brightness	600nit (7500K)	600nit (7500K)	600nit (7500K)
	Unit Power (Maximum)	90W	80W	60W
	Unit Power (Typical)	30W	27W	20W

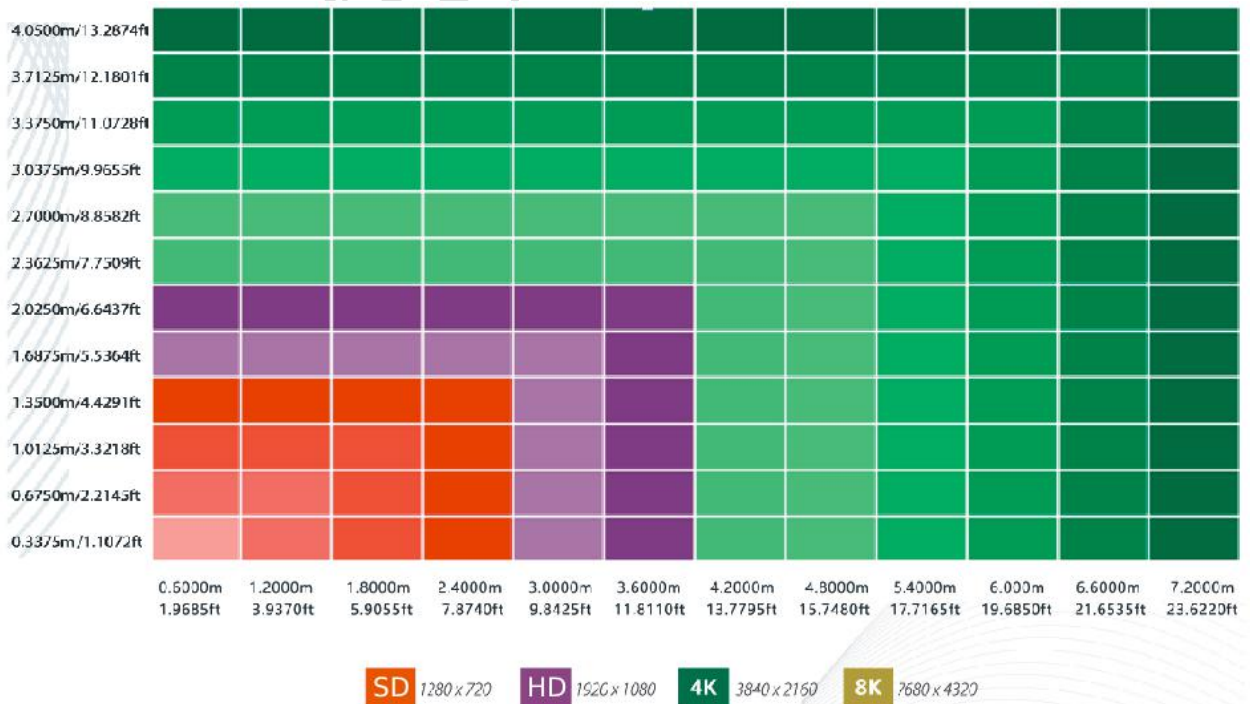
	Color Temperature (Adjustable)	3000K~10000K	3000K~10000K	3000K~10000K
	Viewing Angle	H: 160°; V:160°	H: 160°; V:160°	H: 160°; V:160°
	Max Contrast Ratio	5000:1	5000:1	5000:1
	Brightness Control	Manual	Manual	Manual
	Input Voltage	AC 90~264V	AC 90~264V	AC 90~264V
	Input Power Frequency	50/60Hz	50/60Hz	50/60Hz
Processing Performance	Processing Depth	13bit	13bit	13bit
	Gray Scale	16384levels per color	16384levels per color	16384levels per color
	Color	4.3980trillion	4.3980trillion	4.3980trillion
	Frame Rate	50/60Hz	50/60Hz	50/60Hz
	Refresh Frequency	3840Hz	3840Hz	3840Hz
Usage Parameters	Lifespan	≥50000Hours		
	Recommended Viewing Distance	2M		
	Operating Temperature	-10°C~+40°C		
	Storage Temperature	-20°C~+40°C		
	Installation Method	Back Bracket Installation		
	Input Signal	SDI,HDMI, DVI, etc		
	Communication Connection	CAT5 cable transmission( L≤100m ); Single-mode fiber( L≤15km )		

Statement: Power is for reference only, the specific to the actual prevail, specifications are subject to change without notice.

### IV. Product Topology Diagram



### V. Assembly Diagram



## VI. Precautions

Before using this product, please read and understand the following precautions carefully, and keep them properly for future inquiries!

(1) Before operating the LED TV, please read the manual carefully, and abide by the regulations on safety precautions and related instructions.

(2) Guarantee that you can understand and comply with all safety guidelines, tips and warnings and operating instructions, etc.

(3) For product installation, please refer to the "Display Installation Manual".

(4) When unpacking the product, please refer to the packaging and transportation diagram; take out the product; please handle it with care and pay attention to safety!

(5) The product is a strong power input, please pay attention to safety when using it!

(6) The ground wire should be safely connected to the ground with reliable contact, and the ground wire and zero wire should be isolated and reliable, and the access to the power supply should be far away from the high-power electrical equipment.

(7) Frequent power switch tripping, should be timely check and replace the power switch.

(8) The product can not be closed for a long time, it is recommended to use once every half month, 4 hours of power; in high humidity



environment, it is recommended to use once a week, 4 hours of power.

(9)If the screen has not been used for more than 7 days, the preheating method should be used every time. The screen is lit: 30%-50% brightness is preheated for more than 4 hours, then adjusted to normal brightness 80%-100% to light up the screen body, and the moisture will be excluded, so that no abnormalities in use.

(10)Avoid turning on the LED TV in full white state, because the inrush current of the system is the largest at this time.

(11)Dust on the surface of the LED display unit can be gently wiped with a soft brush.